


# As We Stumble Along

7

START

17 18 19 20



still we bum-ble our way through life's — cra-zy la - brynth —

21 22 23 24 25




bare - ly know - ing left from right nor right from wrong and the

26 27 28 29 30



best that we can do is hope a blue - bird will sing his song

31 32 33 34



as we stum - ble a - long —

Drowsy:  
It's a




# TOLEDO SURPRISE

START




14 15 16 17

that's a tas - ty to - le - do — to - le - do sur - prise first you



18 19 20 21

beat it up — then you sweet it up — when you




22 23 24 25

heat it up — if it tries to rise! don't let it



27 28 29 30

it's a snap — try it folks — whip your whites — split your yolks —



31 32 33 34 35

Then you got a splen - di - do — to - le - do sur - prise

# Cold Feets

4

CUE: "Of course!" *colla voce*

1 Robert:

Hey there Mis - ter mir - ror man sha' - kin' and a'

4 qua - king Trem - blin' like dem frai - dy cats do Some - thin' big be

9 *A Tempo* Robert:

11 Cold Feets Cold Feets

START

Detailed description: This block contains the first seven measures of the musical score. It starts with a cue "Of course!" and the instruction "colla voce". Measure 1 is marked with a circled '1' and the name "Robert:". The music is in a key with two flats and common time. Measures 1-7 are grouped together. Measure 9 is marked with a circled '9' and the instruction "A Tempo". Measure 11 is marked with a circled '11' and the text "Cold Feets". An orange box labeled "START" is placed over measure 10.

13 Bro - ther you got cold feets 14 15 You can make dem cold feets 16 17 hot with a

Detailed description: This block contains measures 13 through 17. The lyrics are: "Bro - ther you got cold feets", "You can make dem cold feets", "hot with a".

18 lit - tle rhy - thm 19 Young feets 20 old feets - - - can be un - con -

Detailed description: This block contains measures 18 through 21. The lyrics are: "lit - tle rhy - thm", "Young feets", "old feets - - -", "can be un - con -".

22 3 trolled - - - feets 23 Rhy - thm make them cold feets 24 25 trot down the aisle - - - 26

Detailed description: This block contains measures 22 through 26. The lyrics are: "trolled - - - feets", "Rhy - thm make them cold feets", "trot down the aisle - - -".

27 28 29 30

Fros - ty - - - ar - ches They can learn - - - to swing - - -

Detailed description: This block contains measures 27 through 30. The lyrics are: "Fros - ty - - -", "ar - ches", "They can learn - - -", "to swing - - -".

# FANCY DRESS

START



love my dress. Would some-one tell me why I put it on.




Yes! Your dress! Your fan - cy dress 'Twas such a plea - sure air - ing it re -



stitch - ing and pre - par - ing it God bless! Your dress! It's one fine dress And



I will tell you why you put it on Wed - ding bells will ring.



Wed - ding bells will chime. Ma - dame you're the hos - tess and it's hap - py wed - ding time



Wed - ding bells will ding Wed - ding bells will dong



Wed - ding bells will ding - a - ling and we will ding a - long.



Your

# Show Off

6

16 off

START

17 3 18 19 3 20

Don't try to con - vince me I've made up my mind

21 22 23 24 3 25-26 2

And that's it I quit I'm leav-ing it all be-hind

27 28 29 30

I don't wan-na be cute no more Make the gen-tle-men hoot no more

31 32 33 34

I don't wan na wear fruit no more I don't wan - na show off

The image shows a musical score for the song 'Show Off'. It consists of four staves of music in a single system, written in a key with two flats (B-flat and E-flat) and a common time signature. The lyrics are written below the notes. There are several performance markings: a 'START' box above measure 17, a '3' (triple) marking above measures 18, 19, and 24, and a '2' (double) marking above measure 25. Measure numbers 16 through 34 are indicated at the beginning of each measure. A grey box covers the first measure (16) with the word 'off' written below it.